



## EAST RUTHERFORD PUBLIC SCHOOLS

### Office of the Superintendent of Schools

100 Uhland Street

East Rutherford, NJ 07073

Phone: (201) 804-3100 ♦ Fax: (201) 933-1845

[www.erboe.net](http://www.erboe.net)

Dear Parents, Guardians and Members of the School Community,

I hope this letter finds you well. I am writing to provide you information about the 2017-18 New Jersey School Performance Reports, which were recently released and are available on the NJ School Performance Reports webpage at [www.njschooldata.org](http://www.njschooldata.org).

#### Use, Share and Improve the New Jersey School Performance Summary Reports

The School Performance Reports reflect the New Jersey Department of Education's (NJDOE) extensive efforts to engage with parents, students and school communities, and share the information that is most valuable in providing a picture of overall school performance. We encourage you to use these reports to:

- Learn more about your school and district
- Start conversations with school community members and ask questions
- Engage with school communities to identify what schools are doing well and where they can improve

#### Enhancements to the 2017-18 School Performance Reports

The 2017-18 reports include changes that respond to stakeholder feedback collected through a feedback survey, at parent round tables and workshops, and from stakeholder engagement throughout the year. These changes include:

- More informative, easier to understand one-page Summary Reports
- Additional navigation tools and an improved search page within the reports
- Emphasis on student growth with the growth section of the reports newly featured before the academic achievement section in the reports
- More information about Career and Technical Education (CTE) programs, dual enrollment, graduation pathways, progress toward English language proficiency, staff demographics, and discipline

#### One-Page Summary Reports

Along with the full reports, one-page Summary Reports for each school and district are also available. The Summary Reports provide a high-level summary of how well a school or district is performing with data that address questions such as:

- How does our students' growth compare to students' growth in other districts?
- Are students at risk?
- Are students graduating?
- How did students perform on assessments?
- Are students college and career ready?
- Do they have access to high-level coursework and arts courses?

A Summary Report Guide is also available on the School Performance Reports webpage to explain the different data points on the Summary Reports.

The NJDOE continues to seek public input on ways to improve future reports. Please complete the feedback survey at [www.surveymonkey.com/r/VKNTTRC](http://www.surveymonkey.com/r/VKNTTRC) or email [reportcard@doe.nj.gov](mailto:reportcard@doe.nj.gov) with feedback and suggestions.

Sincerely,

Giovanni A. Giancaspro  
Superintendent of Schools

# EAST RUTHERFORD BORO

2017-2018

County: BERGEN  
 Superintendent: MR. GIANCASPRO  
 100 UHLAND STREET  
 EAST RUTHERFORD, NJ 07073  
<http://www.erboe.net>  
 (201)804-3100 Ext. 1002

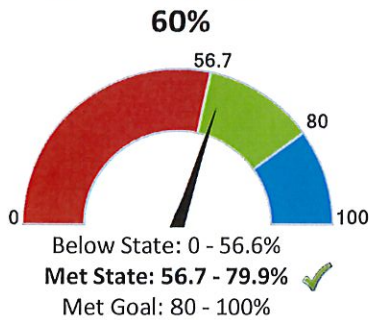
Total students: **809**

- Economically Disadvantaged: **31.9%**
- Students with Disabilities: **16.2%**
- English Learners: **4.6%**
- Grades offered: **PK-08**
- Student to Teacher Ratio: **11:1**
- Teacher Average Experience (years): **12.0**

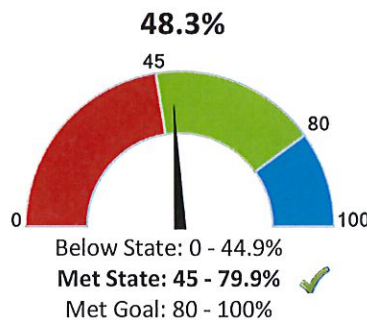
## How did students perform on assessments?

Students that met or exceeded expectations on statewide assessments

### English Language Arts



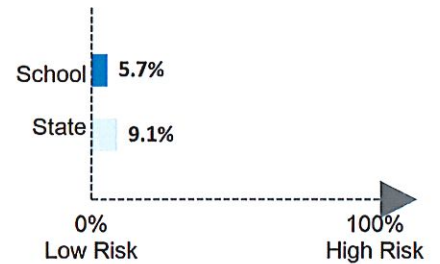
### Math



## Are students at risk?

Students that were absent for 10% or more of days enrolled

### Chronic Absenteeism

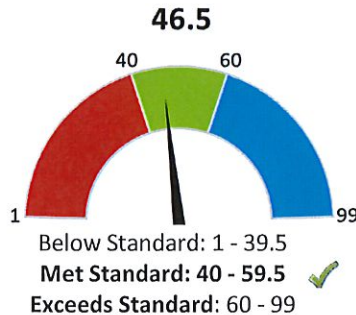


## How does student growth compare to other students?

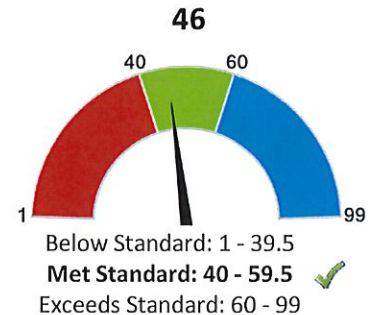
### Median Student Growth Percentile

Each student gets a **student growth percentile** from 1 to 99 for English (4th to 8th grade) and Math (4th to 7th grade) that explains their progress compared to students who had similar test scores in the past. If the student growth percentiles for all students in the school are ordered from smallest to largest, the **median student growth percentile** is the percentile in the middle of that list.

### English Language Arts



### Math



## How to use this report?

- 1 Learn More about this district by viewing the [detailed report](#).
- 2 Start Conversations with school community members and ask questions.
- 3 Engage with your school communities to identify where schools are doing well and where they can improve.