



# East Rutherford School District

2018-2019

County: Bergen  
 Superintendent: Mr. Giovanni Giancaspro  
 100 Uhland Street  
 East Rutherford, NJ 07073  
<http://www.erboe.net>  
 201-804-3100 x1002

Total students: **793**

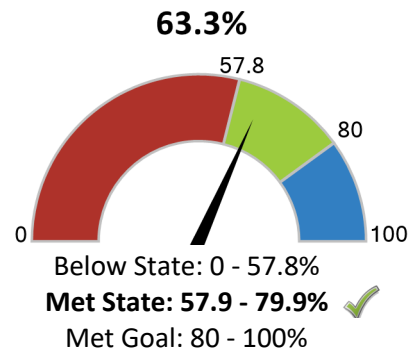
- Economically Disadvantaged: **31.8%**
- Students with Disabilities: **16.1%**
- English Learners: **4.2%**
- Grades offered: **PK-08**
- Student to Teacher Ratio: **11:1**
- Teacher Average Experience (years): **12.0**

## How did students perform on assessments?

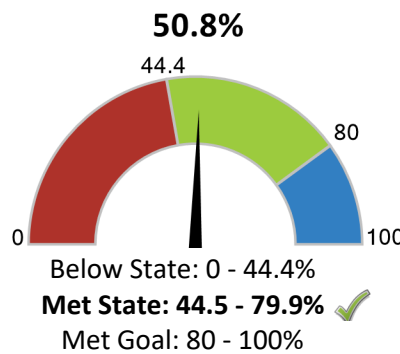


Students that met or exceeded expectations on statewide assessments

### English Language Arts



### Math

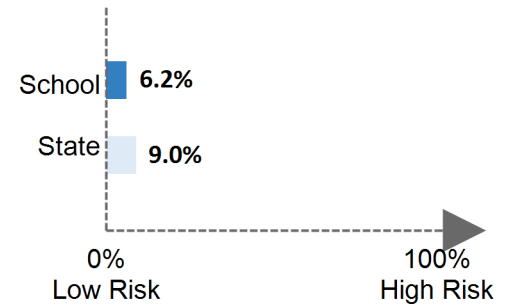


## Are students at risk?



Students that were absent for 10% or more of days enrolled

### Chronic Absenteeism



## How does student growth compare to other students?

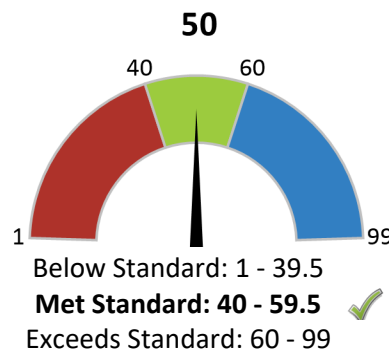


### Median Student Growth Percentile

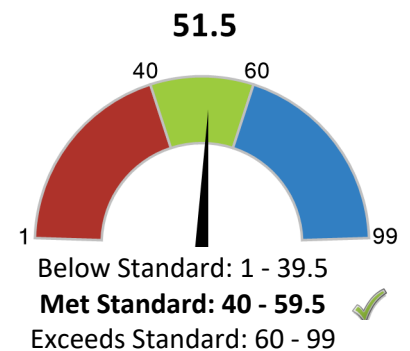
Each student gets a **student growth percentile** from 1 to 99 for English (4th to 8th grade) and Math (4th to 7th grade) that explains their progress compared to students who had similar test scores in the past.

If the student growth percentiles for all students in the school are ordered from smallest to largest, the **median student growth percentile** is the percentile in the middle of that list.

### English Language Arts



### Math



### How to use this report?

- 1 **Learn More** about this district by viewing the [detailed report](#) or by clicking any of the " " icons on the page.
- 2 **Start Conversations** with school community members and ask questions. Use our [guides](#) for suggestions.
- 3 **Engage** with your school communities to identify where schools are doing well and where they can improve.



[www.state.nj.us/education](http://www.state.nj.us/education)

[www.njschooldata.org](http://www.njschooldata.org)



[reportcard@doe.nj.gov](mailto:reportcard@doe.nj.gov)